



PALIO  
**EXPRESS**  
by Karndean

THE **FASTER**  
WAY TO  
BEAUTIFUL  
FLOORS



# CONTENTS

What is Palio Express?	03
Our ranges overview	04
Why Palio Express?	06
Choose your floor by format	12
Laying patterns	13
Choose your floor by colour	14
Can I fit it?	16
What tools do I need?	16
Discover Korlok	21
Discover Palio Rigid	35
Discover Palio LooseLay	37
Planning your space	46
How do I calculate the amount of floor I need?	47
Finishing touches — Scotias & skirting boards	48
Helpful tips	50
After care	50
Our environmental promise	51
Technical data	52
Order a sample	53
Find a stockist	53



# EASY-TO-FIT LUXURY VINYL FLOORING

If you are looking for something to fit over your existing floor, or a low maintenance, hygienic covering suitable for a playroom or loft conversion, Palio Express by Karndean has a solution for you.

# WHAT IS PALIO EXPRESS?

Palio Express by Karndean is an innovative range of easy-to-fit luxury vinyl flooring. Offered in herringbone, plank and tile in wood and stone designs, our floors are crafted to truly resemble the natural materials they are inspired by.

---

Choose from a range of formats, colours and finishes to best suit your needs, with the peace of mind that our floors are highly durable, waterproof and have up to a 35 year guarantee.



Low maintenance  
and durable



Waterproof



Up to a 35 year  
guarantee

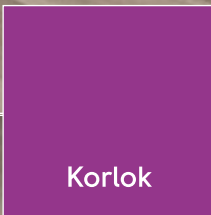


# OUR RANGES OVERVIEW



## Korlok

Korlok features a beautiful collection of herringbone, planks and tiles in wood and stone designs. The product is quickly fitted together using a simple click-locking mechanism. This range has a solid 'rigid core' construction, which makes it less pliable and suitable for laying over uneven surfaces. If you're worried about noise, the acoustic backing reduces sound transfer to rooms below by 21dB, and there is no need for a separate underlay.



- 11 wood planks
- 3 herringbone designs
- 8 stone tiles
- 3 tiles with InteGrout™
- Rigid core
- Acoustic qualities
- 5G®/2G™ click-locking mechanisms



## Palio Rigid

Palio Rigid offers a timeless range of textured wood look planks, with an easy fit click-locking mechanism.

This range also benefits from a rigid core construction, built-in underlay and reduces noise transfer to rooms below by 19dB.



## Palio LooseLay

Palio LooseLay offers a more flexible option, in both plank and tile. The product holds tight to the floor thanks to a combination of weight and a friction grip backing, making it easy to install and allowing individual planks or tiles to be uplifted if needed\*.

\*For rooms larger than 16m<sup>2</sup>, tackifier is required. See installation guidelines.



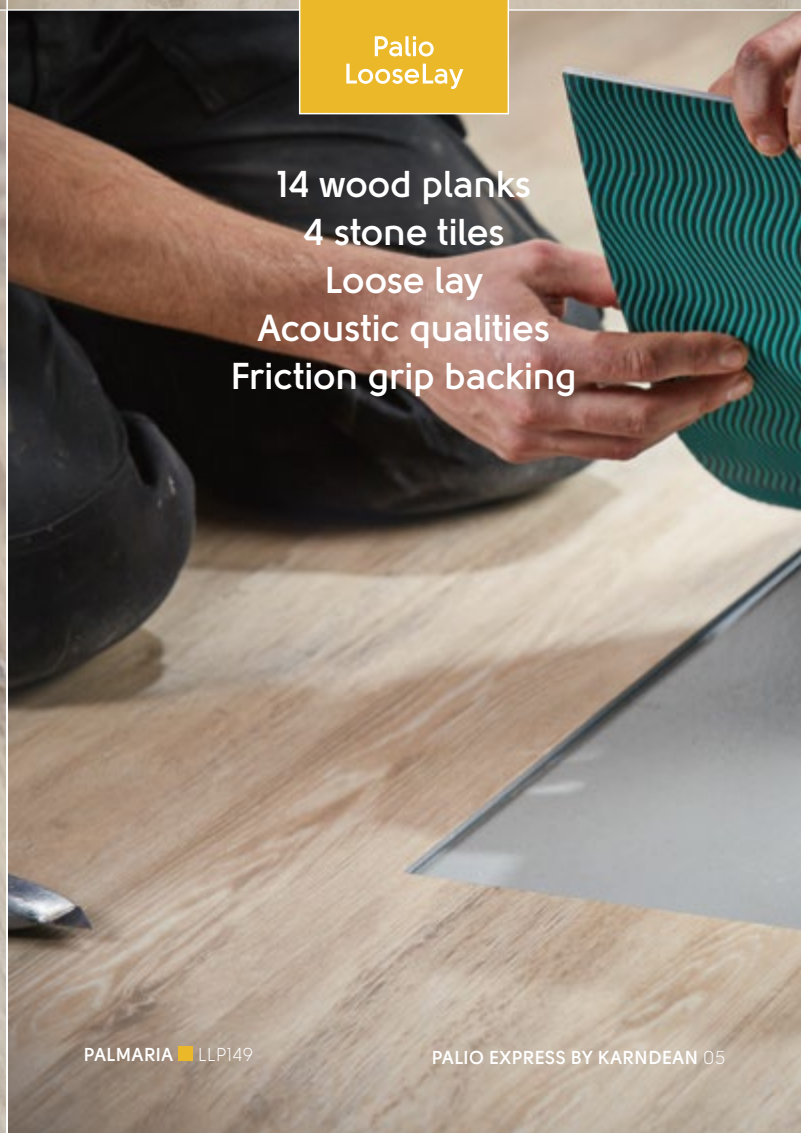
Palio Rigid

14 wood planks  
Rigid core  
Acoustic qualities  
2G™ click-locking mechanism



Palio LooseLay

14 wood planks  
4 stone tiles  
Loose lay  
Acoustic qualities  
Friction grip backing





# WHY PALIO EXPRESS?

**Palio Express brings the perfect balance of style, quality and convenience.**

It comes with the design credentials and trusted reputation of Karndean, with the additional reassurances of up to a 35 year guarantee. Easy-to-fit, our designs are also waterproof, durable and simple to care for.





### Quick and easy to install

No specialist tools, adhesives\* or separate underlay are needed with click or loose lay installation methods



### Engineered for busy family life

Waterproof, low maintenance and durable with up to a 35 year guarantee



### Easy to live with

Easy to clean, compatible with underfloor heating

\*For rooms larger than 16m<sup>2</sup>, tackifier is required when fitting Palio LooseLay. See installation guidelines.

# IT'S OH SO QUIET... Shhhhh!

## Comfortable interiors

Walking, running, jumping or dropping objects are all disturbances that can be experienced from rooms above. Our floors have been designed to absorb such sounds to keep impact noise transfer to rooms below to a minimum.

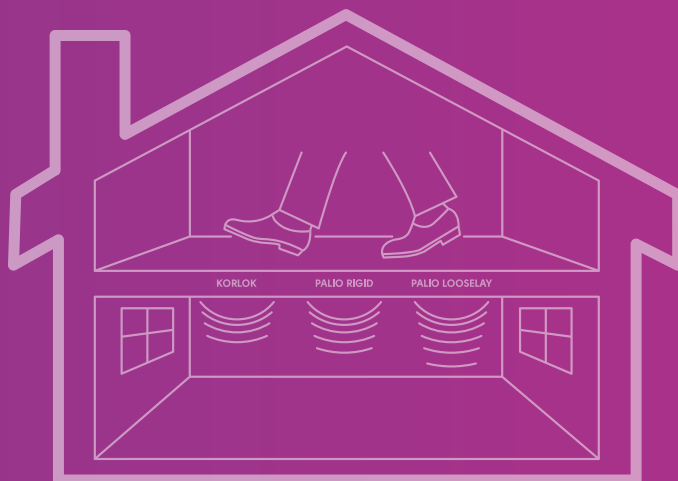
## Acoustic qualities

If you're looking for a quieter life, then acoustics can be an important part of your decision making process when it comes to choosing your floor. For example, if you're thinking of fitting your floor in a playroom directly above a lounge, you may wish to have a higher acoustic rated floor. It will help prevent noise transfer from above which is perfect for when you wish to relax.

Korlok **21dB**

Palio Rigid **19dB**

Palio LooseLay **13dB**







# QUICK as a flash!

## Rigid Core

Rigid core is 30% quicker to install than other click floors. The ability to fit over most existing hard floors, or uneven subfloors means there is minimal subfloor preparation. The simple score and snap technique means there is no need for specialist tools.

## Loose Lay

Loose lay is fitted by placing planks or tiles tight to each other and to the perimeter of the room, often without the need for any adhesive\*. There is no need to remove your skirting boards when fitting Palio LooseLay, so it really does save on the installation time.

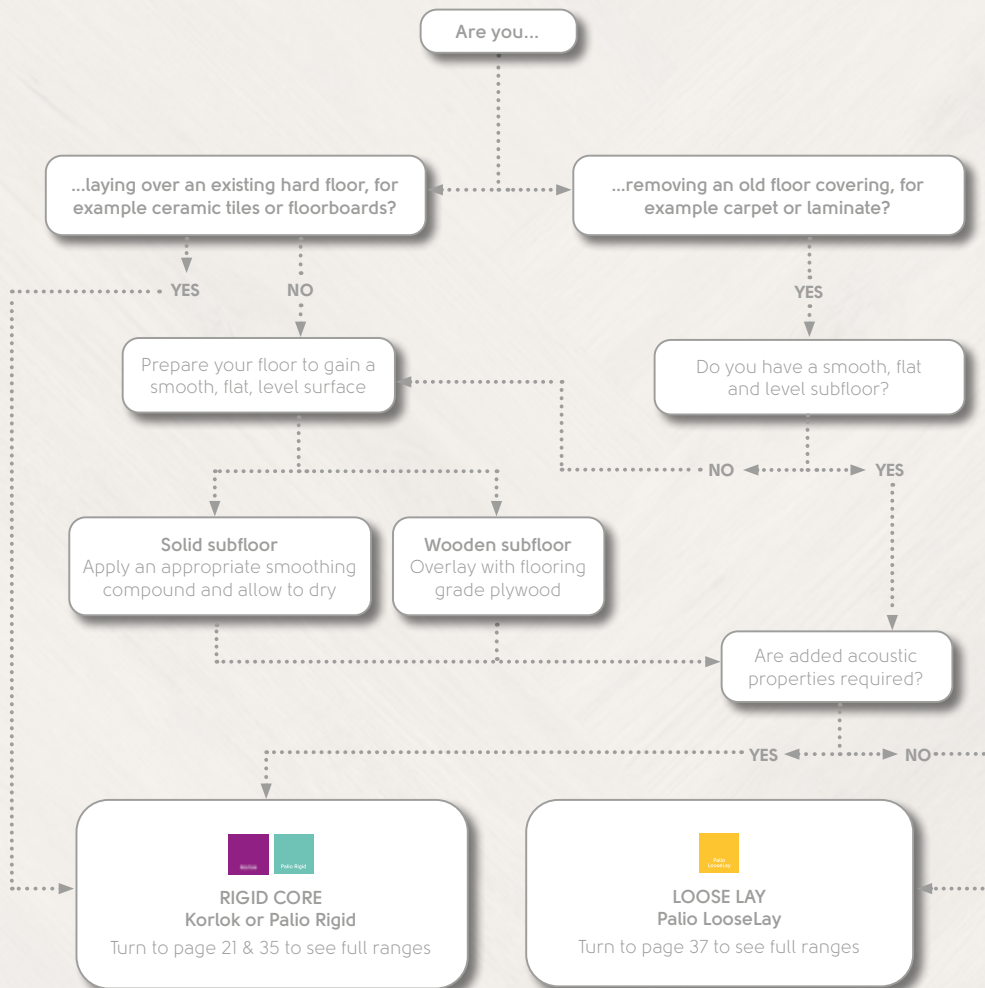


**Minimal**  
installation  
time...




# CHOOSE YOUR FLOOR BY FORMAT

The type of flooring you choose may depend on where in your home you are looking to fit it or the solution you are looking for.



## What subfloor are you installing on to?


If you have subfloor imperfections choose...



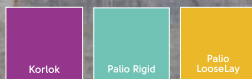
For flooring over a smooth, level concrete floor, there is no more you need to do. You can pick...



For an existing hard floor\* or a floor you want to preserve, choose...



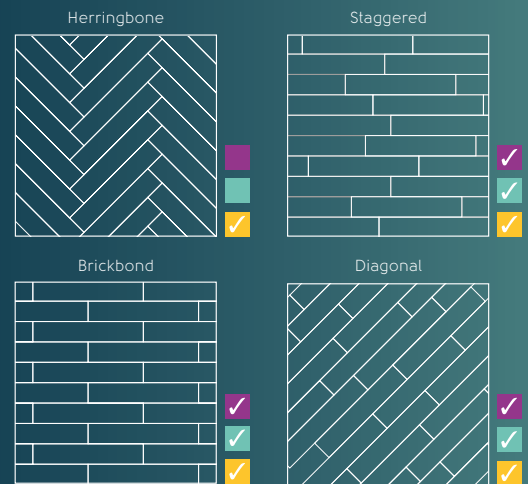
Existing floorboards need to be firmly fastened, gaps filled and level to install...



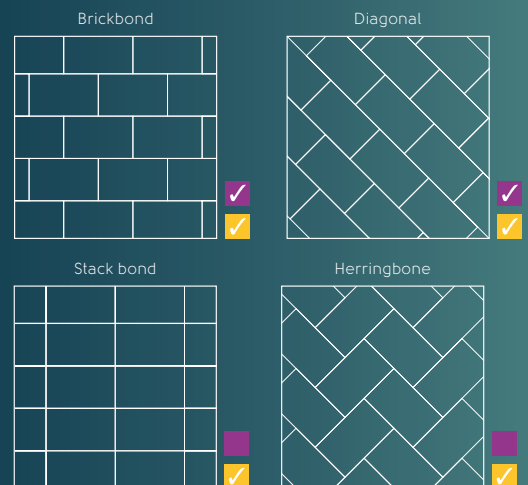
## Laying patterns

There are multiple ways to lay your floor depending on the design and style you are looking to achieve. Three of our Korlok designs are available in a herringbone fitting format, see page 23.

### Woods



### Stone



When fitting a rigid core floor, it's important to stagger the planks or tiles, to avoid weak spots in the floor.

The simplicity of laying Palio LooseLay planks and tiles together, makes it a versatile option when considering laying patterns.

\*With the exception of laminate which is normally recommended to be uplifted.


# CHOOSE YOUR FLOOR BY COLOUR

Whether it's the mid tones of Tavolara which offer a modern Scandinavian feel, or the cool slate, grey tones of Nisida that offer a contemporary style, we have a colour option for every interior.

The colour chart is grouped in light and dark shades, and warm to cool tones, to help you pick your colour at a glance.

Our floors are designed to resemble their natural counterparts, meaning there is a natural colour variation throughout the ranges, just like any real wood or stone floor.

Any product codes which are pre-fixed with 'SM' are a click-locking herringbone design.




**TORCELLO**  
■ PVP145-SCB ■ LLPI45




**TAVOLARA**  
■ PVP144-SCB ■ LLPI44




**CANADIAN NUDE OAK**  
■ RKP8117




**HAMDEN**  
■ PVP156-SCB ■ LLPI56




**BALTIC LIMED OAK**  
■ RKP8111




**WEATHERED SPOTTED GUM**  
■ RKP8119



**CANADIAN URBAN OAK**  
■ RKP8116 ■ SM-VGW8116-RKP




**BALTIC COASTAL OAK**  
■ RKP8236



**SARDINIA**  
■ PVP143-SCB ■ LLPI43



**LEVANZO**  
■ PVP150-SCB ■ LLPI50




**BUDELLI**  
■ PVP146-SCB ■ LLPI46




**BALTIC WASHED OAK**  
■ RKP8101




**WATERBURY**  
■ PVP152-SCB ■ LLPI52



**BROCKTON**  
■ PVP153-SCB ■ LLPI53



**WASHED GREY ASH**  
■ RKP8104



**RECLAIMED FRENCH OAK**  
■ RKP8109





InteGrout™ eliminates the messy and time consuming grouting process entirely. Say goodbye to scrubbing and bleaching textured grout. Our stain-resistant, smooth, and nonporous InteGrout™ is seamlessly attached to each tile in a shade to complement the design.



BRUNELLA MARBLE SHALE  
 ■ RKT3013-G ■ SM-RKT3013-7-G



PALMARIA  
 ■ PVP149-SCB ■ LLP149



TINO  
 ■ LLT208




MEZZO PERLA  
 ■ RKT2414



FROSTED STONE  
 ■ RKT2401



CAPRI  
 ■ LLT209



IVORY BRUSHED OAK  
 ■ RKP8217




SALINA  
 ■ PVP161-SCB ■ LLP161



BRIDGEPORT  
 ■ PVP157-SCB ■ LLP157



LAMPIONE  
 ■ PVP147-SCB ■ LLP147




TEXAS WHITE ASH  
 ■ RKP8105 ■ SM-VGW8105-RKP



OYSTER OAK  
 ■ RKP8202




SICILIA  
 ■ PVP142-SCB ■ LLP142



COASTAL FOG GRAVEL  
 ■ RKT3004-G



METRO GREY  
 ■ RKT2403



MEZZO GRIGIO  
 ■ RKT2415




NISIDA  
 ■ LLT210



LINOSA  
 ■ PVP148-SCB ■ LLP148



URBAN GREY  
 ■ RKT2402



BLACK SANDS GRAVEL  
 ■ RKT3006-G



VULCANO  
 ■ LLT211

# CAN I FIT IT? YES YOU CAN!

## Designed with you in mind

Two easy to fit formats which make it possible to fit and forget in no time at all. All our Palio Express ranges can be easily cut with a utility knife, enabling a quick installation with little mess and minimal disruption.

### What tools will I need?

In most circumstances you'll only need a couple of basic tools for a successful installation:

#### Korlok & Palio Rigid

- Pencil
- Utility knife
- Tape measure
- Ruler/straight edge
- Spacers
- Pull bar & hammer
- Rubber mallet

#### For bathrooms etc:

- Drill and spade bit (for cutting around pipework)
- Jigsaw (for cutting curves)

#### Palio LooseLay

- Pencil
- Utility knife
- Tape measure
- Ruler/straight edge
- Hand roller

#### For rooms larger than 16m<sup>2</sup>:

- Tackifier
- Paint tray & roller

**Tip:** To cut around a door frame or a bathroom pedestal, creating a template that you can overlay on your herringbone, plank or tile will provide a more accurate fit.

## Rigid Core

Simple steps to fitting Korlok & Palio Rigid\*



To cut herringbone, plank or tile, use a utility knife and a ruler or straight edge, score the surface of the floor.



Once you have scored the surface of your floor, snap along the score.



Click and lock your rigid core floor together. When fitting a rigid core floor, always use spacers to measure a 5mm minimum expansion gap around the edge of your room or fixed objects.



Scan the QR code to watch our 'How To Fit' videos.

## Loose Lay

Simple steps to fitting Palio LooseLay



To cut a plank or tile, using a utility knife and a straight edge or ruler, score the surface of the plank/tile.



Use your knife to fully separate. Undercut the plank or tile to get a sloping edge, this will then fit tightly against the edge of your room or another plank/tile.



Lay the plank or tile in place fitting it tight to the edge of the room and to another plank/tile. The friction grip backing will hold the product to the floor. A tackifier around the edge of the room is required for rooms larger than 16m<sup>2</sup>.





A photograph of a dark-stained wood double door with brass handles, set against a white wall. The floor is made of light-colored wood in a herringbone pattern. A purple square with the word 'Korlok' is overlaid on the top left of the door.

Korlok

# EVERYTHING CLICKS WITH KORLOK

Korlok has simple click-locking mechanisms with a built-in acoustic backing, making it easy to install without needing any underlay.

## WHAT IS KORLOK?

Korlok is ideal for rooms where acoustics, uneven subfloors or preserving an existing hard floor is required. The built-in acoustic backing means there's no need for a separate underlay and the simple click-locking mechanisms makes installation quick and easy.

Unlike laminate and wood flooring, Korlok is waterproof and ideal for kitchens or bathrooms prone to water spillages.



Acoustic qualities (by 21dB)



5G<sup>®</sup>/2G<sup>™</sup> Click-locking mechanism



Installs over most existing hard floors



No underlay required



Korlok's 5G<sup>®</sup> and 2G<sup>™</sup> click-locking mechanisms enables a simple installation.

Available in 708.0mm x 177.0mm herringbone, 1420.0mm x 225.0mm planks and 457.0mm x 600.0mm tiles, in a 6.5mm thick rigid core construction.






# BEAUTIFUL HERRINGBONE



TEXAS WHITE ASH ■ SM-VGW8105-RKP



CANADIAN URBAN OAK ■ SM-VGW8116-RKP



CANADIAN URBAN OAK ■ SM-VGW8116-RKP



BRUNELLA MARBLE ■ SM-RKT3013-7-G  SHALE



# COOL GREYS



TEXAS WHITE ASH ■ RKP8105



OYSTER OAK ■ RKP8202



WASHED GREY ASH ■ RKP8104



Installing over most existing hard floors, Korlok is quick and easy to fit, causing less upheaval in your home and creating a beautiful finish in no time.



WASHED GREY ASH ■ RKP8104

# CALM & CONTEMPORARY




BALTIC COASTAL OAK ■ RKP8236



CANADIAN URBAN OAK ■ RKP8116



BALTIC WASHED OAK ■ RKP8101



BALTIC WASHED OAK ■ RKP8101



Waterproof and easy to clean to withstand the busy demands of family and social occasions.



RECLAIMED FRENCH OAK ■ RKP8109





# WARM & INVITING




IVORY BRUSHED OAK ■ RKP8217



CANADIAN NUDE OAK ■ RKP8117



WEATHERED SPOTTED GUM ■ RKP8119



BALTIC LIMED OAK ■ RKP8111

Palio Express flooring includes K-Guard+® surface protection, giving you a beautiful floor which is durable and easy to clean.



BALTIC LIMED OAK ■ RKP8111


# STYLISH & UNDERSTATED



BRUNELLA MARBLE ■ RKT3013-G  SHALE




MEZZO PERLA ■ RKT2414



FROSTED STONE ■ RKT2401




BRUNELLA MARBLE  
■ RKT3013-G  SHALE



MEZZO GRIGIO ■ RKT2415



METRO GREY ■ RKT2403




URBAN GREY ■ RKT2402



COASTAL FOG ■ RKT3004-G  GRAVEL



BLACK SANDS ■ RKT3006-G  GRAVEL











Palio Rigid

# CORE STRENGTH IN EVERY PLANK!

Palio Rigid comes in a contemporary colour collection of wood look planks, which are joined together using a click-locking mechanism.

## WHAT IS PALIO RIGID?

With a strong rigid core, Palio Rigid offers more robustness when laid over an uneven floor. It uses a click-locking mechanism for a speedy installation and no underlay is required, thanks to the pre-attached acoustic backing.



Acoustic qualities (by 19dB)



2G® click-locking mechanism



Installs over most existing hard floors



No underlay required



Palio Rigid 2G™ click-locking angled installation.

Available in 1211.2mm x 169.8mm planks.  
A 4.5mm thick rigid core plank that clicks together.



Palio  
LooseLay

# GIVES YOU FLEXIBILITY TO PLACE & GO!

Palio LooseLay wood plank and stone tiles are fitted in a loose lay format. The wood look planks share the same colour palette as Palio Rigid planks.

## WHAT IS PALIO LOOSELAY?

Palio LooseLay is a more flexible and time saving plank or tile installation option. It is simply held in place with weight and its friction grip backing. Quick to cut and lay in place.

Easily fitted onto smooth, level and flat floors, it's easy to replace in the event of a plank or tile being damaged.



Acoustic qualities (by 13dB)




Friction grip backing



Easy to replace



No expansion gap needed



Palio LooseLay's friction grip backing enables a simple 'place & go' installation.

Available in 1050.0mm x 250.0mm planks and 500.0mm x 610.0mm tiles. It is 4.5mm thick with a friction grip backing that can be laid tight to each other without the need for adhesive in most cases. (Tackifier is required for rooms larger than 16m<sup>2</sup>).





# COOL & UNDERSTATED



SALINA ■ PVP161-SCB ■ LLPI61



PALMARIA ■ PVP149-SCB ■ LLPI49



BRIDGEPORT ■ PVP157-SCB ■ LLPI57



LAMPIONE ■ PVP147-SCB ■ LLPI47



BROCKTON ■ PVP153-SCB ■ LLPI53



SICILIA ■ PVP142-SCB ■ LLPI42



LINOSA ■ PVP148-SCB ■ LLPI48

# CLASSIC YET CONTEMPORARY



HAMDEN ■ PVP156-SCB ■ LLP156



TAVOLARA ■ PVP144-SCB ■ LLP144



TORCELLO ■ PVP145-SCB ■ LLP145



TORCELLO ■ PVP145-SCB ■ LLP145



Soft, warm and comfortable to walk on creating a homely environment.



BUELLI ■ PVP146-SCB ■ LLP146





# WARM & INVITING



WATERBURY ■ PVP152-SCB ■ LLP152




Palio Rigid and Palio LooseLay can be laid in new extensions where the subfloor is still drying out.

LEVANZO ■ PVP150-SCB ■ LLP150




LEVANZO ■ PVP150-SCB ■ LLP150




SARDINIA ■ PVP143-SCB ■ LLP143

# SIMPLE YET **STYLISH**



TINO ■ LLT208




CAPRI ■ LLT209



VULCANO ■ LLT211




NISIDA ■ LLT210



VULCANO ■ LLT211



# PLANNING YOUR SPACE



Draw your room layout here to calculate the number of boxes of flooring you will need for your installation.

You can also use this area to note any scotia or skirting boards you require.

Why not experiment with laying patterns too?

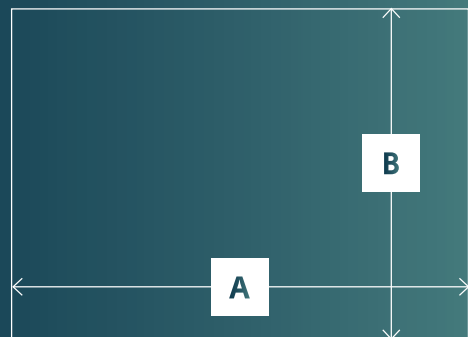


## How do I calculate the Amount of floor I need?

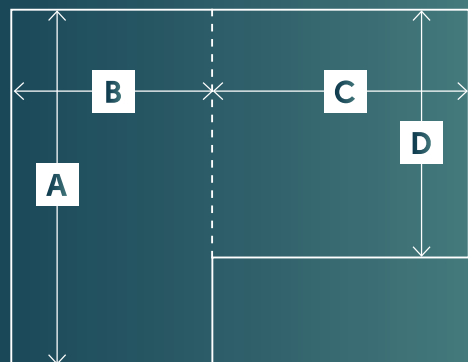
Rectangular rooms can be calculated easily by multiplying the length by the width (see example 1).

If your room isn't a standard shape, try splitting the room into separate rectangles. Calculate the area of each rectangle, then simply add these values together to reach your total room dimensions (see example 2).

Example 1:  $A \times B = \text{total area}$



Example 2:  $(A \times B) + (C \times D) = \text{total area}$



Korlok is supplied in pack sizes of 3.008m<sup>2</sup> herringbone, 3.195m<sup>2</sup> plank and 2.742m<sup>2</sup> tile.

Palio Rigid is supplied in pack sizes of 2.468m<sup>2</sup> plank.

Palio LooseLay is supplied in pack sizes of 3.150m<sup>2</sup> plank and 3.050m<sup>2</sup> tile.

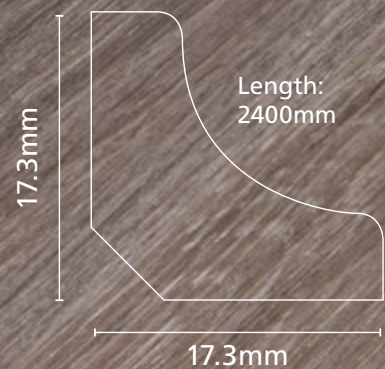
Divide the overall measurement by the pack size to gain the number of packs required.

Tip: add 10% for wastage by multiplying your final figure by 1.10.

# FINISHING TOUCHES

Complete the look with a 100% colour matched scotia or classic white skirting board.





















To calculate how much skirting or scotia you will need, measure the perimeter of your room and divide by 2.4m to equal the number of lengths required.



# COLOUR MATCHED SCOTIAS


Adding a waterproof and durable scotia after the installation of your rigid core floor creates an aesthetically pleasing finish to your room.

## Korlok

BRUNELLA MARBLE	SCO-RKT3013	
FROSTED STONE	SCO-RKT2401	
MEZZO PERLA	SCO-RKT2414	
IVORY BRUSHED OAK	SCO-RKP8217	
TEXAS WHITE ASH	SCO-RKP8105	
BALTIC COASTAL OAK	SCO-RKP8236	
CANADIAN NUDE OAK	SCO-RKP8117	
BALTIC LIMED OAK	SCO-RKP8111	
WEATHERED SPOTTED GUM	SCO-RKP8119	
CANADIAN URBAN OAK	SCO-RKP8116	
BALTIC WASHED OAK	SCO-RKP8101	
OYSTER OAK	SCO-RKP8202	
MEZZO GRIGIO	SCO-RKT2415	
METRO GREY	SCO-RKT2403	
WASHED GREY ASH	SCO-RKP8104	
COASTAL FOG	SCO-RKT3004	
URBAN GREY	SCO-RKT2402	
RECLAIMED FRENCH OAK	SCO-RKP8109	
BLACK SANDS	SCO-RKT3006	
WHITE	SCO-WHITE	

## Palio Rigid

SALINA	SCO-PVP161	
BRIDGEPORT	SCO-PVP157	
LAMPIONE	SCO-PVP147	
PALMARIA	SCO-PVP149	
WATERBURY	SCO-PVP152	
LEVANZO	SCO-PVP150	
HAMDEN	SCO-PVP156	
TAVOLARA	SCO-PVP144	
TORCELLO	SCO-PVP145	
BUDELLI	SCO-PVP146	
SICILIA	SCO-PVP142	
BROCKTON	SCO-PVP153	
LINOSA	SCO-PVP148	
SARDINIA	SCO-PVP143	
WHITE	SCO-WHITE ww	



SKIRTING | SK100-WHITE

### Skirting Boards

Replace old skirting boards with new for a refreshed look or, add to protect your walls and hide the joint between your floor and wall.

## HELPFUL TIPS

Shuffle Palio Express planks or tiles when removed from the packaging for a more natural look.

Stagger joints with a minimum distance between the factory cut ends being equal to the width of the plank or tile.

### **Korlok & Palio Rigid tips**

- Check whether you start your first row with a full plank or tile width. You don't want your last row to be too narrow. Ideally, neither the first nor the last row should be cut smaller than half a plank or tile width.
- Remember to leave a 5mm expansion gap around the room and any fixed objects. Finish your installation with a colour matched waterproof scotia.
- Korlok joins should be smooth to touch and almost invisible - where necessary, use a pull bar.
- Be sure to cut the correct end to fit tongue to groove.
- Stagger joints - no corners should ever meet.
- Korlok herringbone - find the center of your room, or the central point when running continuously between rooms, to centralise the design.

### **Palio Looselay tips**

- Undercut the plank or tile to get a sloping edge to ensure a tight fit to the perimeter of the room. Factory edges should be fitted together when joining planks/tiles.
- Fit planks and tiles tight to each other and the perimeter of the room.
- When cutting the end of a row, be sure to fit the factory cut end against the factory cut end.
- Once you've decided which way your planks or tiles will run, work out how many plank or tile widths fit across the room to ensure you don't finish with a narrow piece. This will enable you to adjust the width of your first run to make it more balanced.

## AFTER CARE

**Regular cleaning with Karndean Clean (or a pH neutral cleaner) will help keep your floor looking its best.**

Using Karndean Clean on your floor helps to break up and safely remove any germs that are on the surface, in the same way as using soap for washing your hands.

1. With a soft sweeping brush, remove any loose dirt or dust.
2. Add 50ml of Karndean Clean (1 notch represents 50ml) to approximately 8-10 litres of clean water.
3. Mop the mixed solution over the entire floor, removing any excess liquid.
4. Allow your floor to dry.

**To maintain the look and feel of your floor, make sure to use our 'remove and refresh' cleaning system every 6 to 12 months:**

- Karndean Remove helps to prepare your floor before applying Karndean Refresh.
- Karndean Refresh creates a satin finish to your floor and helps protect it from marks and fine scratches.

OUR PRODUCTS ARE 100% PHTHALATE FREE.

# OUR ENVIRONMENTAL PROMISE

At Palio Express by Karndean, our goal is to produce the best looking and performing luxury vinyl floor, with a low impact on the environment. From the manufacturing of our products to our adhesives, our floors have certifications and environmentally friendly properties to help reduce their impact.

## PRODUCT SUSTAINABILITY

Through the development of sustainable products and processes, our flooring is manufactured in factories certified to the ISO 14001 Environmental Standard and ISO 9001 Quality Standard. Our products contain up to 50% recycled material in the backing layers taken from post-production waste (off-cuts, trimmings and process dust).

Almost 100% of this production and post-production waste is granulated and recycled back into a new plank or tile.

## REDUCING OUR ENVIRONMENTAL IMPACT

We evaluate our products' environmental impact according to a life cycle assessment from recognised industry bodies:

Global warming | Ozone depletion | Fossil fuel depletion

## OUR STEPS TO SUSTAINABILITY

### Sustainable raw materials

The PVC in our products is derived from a truly sustainable resource: salt. We source from ISO 14001/ISO 9001 certified raw material suppliers where possible.

### Safe products

All our products are free from:

Heavy metals and comply with 'REACH' (Registration, Evaluation, Authorisation and Restriction of Chemicals).

'BPA' (bisphenol A) and formaldehyde. None of our products contain raw materials that are reprotoxic, endocrine disrupting or carcinogenic.

### Air quality

Tested for contribution to indoor air quality, our products are certified to both Indoor Air Comfort

Gold and FloorScore Indoor Air Quality standards, meeting the strictest standards for air quality.



# TECHNICAL SPECIFICATION

	Standard	Korlok	Palio Rigid	Palio LooseLay
Size	EN ISO 24342	Plank: 1420.0 mm x 225.0 mm Tile: 457.0 mm x 600.0 mm Herringbone: 708.0 mm x 177.0 mm	Plank: 1211.2 mm x 169.8 mm N/A N/A	Plank: 1050.0 mm x 250.0 mm Tile: 500.0 mm x 610.0 mm N/A
Thickness	ISO 24346	6.5 mm	4.5 mm	4.5 mm
Wear layer	ISO 24340	0.55 mm	0.3 mm	0.55 mm
Fixing type		5G® fold down installation system <sup>1,2</sup>	2G™ angling installation system	K-Wave friction grip backing
Surface treatment		K-Guard+® PU coating	K-Guard+® PU coating	K-Guard+® PU coating
Guarantee <sup>3</sup>	Light industrial Commercial Residential	N/A 15 years 35 years	N/A N/A 20 years	15 years 15 years 20 years
Bevelled edge		Micro	No	No
Standards	EN 16511 EN 649/EN ISO 10582	Pass (Multilayer modular floor covering panels) N/A	Pass (Multilayer modular floor covering panels) N/A	N/A Pass
Classification	EN 685/EN ISO 10874 - Light industrial ISO 10874 - Commercial ISO 10874 - Domestic	N/A 33: Commercial heavy 23: Domestic heavy	N/A N/A 23: Domestic heavy	42: Light industrial general 33: Commercial heavy 23: Domestic heavy
Reaction to fire	EN 13501-1	Bfl-s1	Bfl-s1	Bfl-s1
Acoustic impact noise reduction	EN ISO 10140-1:2016 EN ISO 10140-3:2010+A1:2015 EN ISO 717-2/EN ISO 140-8	$\Delta L_w = 21$ dB $\Delta L_{IN} = 11$ dB N/A	$\Delta L_w = 19$ dB N/A N/A	N/A N/A $\Delta L_w = 13$ dB
Thermal resistance	ISO 8302	0.0515 m <sup>2</sup> K/W Suitable for underfloor heating. Max 27°C	0.052 m <sup>2</sup> K/W Suitable for underfloor heating. Max 27°C	0.0245 m <sup>2</sup> K/W Suitable for underfloor heating. Max 27°C
Slip resistance <sup>4</sup>	EN 13893 DIN 51130	DS R10	DS R9	DS R10
Environmental	Indoor Air Comfort  Floorscore SCS-EC10.3-2014 v4.0  ISO 14001 / ISO 9001  Environmental Product Declaration  NSF/ANSI 332	Gold certification; Compliant low emitting VOC emissions.  Indoor air quality certified; Compliant low emitting VOC emissions.  Manufactured to quality and environment management systems standard  Product-specific Type III EPD (products with external thirdparty verification)	Gold certification; Compliant low emitting VOC emissions.  Indoor air quality certified; Compliant low emitting VOC emissions.  Manufactured to quality and environment management systems standard  N/A	Gold certification; Compliant low emitting VOC emissions.  Indoor air quality certified; Compliant low emitting VOC emissions.  Manufactured to quality and environment management systems standard  N/A
Recycling		Suitable	Suitable	Suitable
Phthalate free		Yes	Yes	Yes

<sup>1</sup> 5G® and 2G™ are patented technologies invented by Välinge Innovation AB. The 5G® and 2G™ word marks and logos are registered trademarks owned by Välinge Innovation AB and any use of such marks is under license.

<sup>2</sup> 5G® short edge; 2G™ long edge except SM-VGW8105-RKP, SM-VGW8116-RKP, SM-RKT3013-7-G which are modified 2G™ on short edge and standard 2G™ on long edge.

<sup>3</sup> Subject to terms. Please see our website.

<sup>4</sup> Slip resistance is measured on freestanding ex-factory product. Slip resistance can be affected by many factors, including but not limited to; product installation and underlayment, surface contamination, use, wear and how the product is maintained. Textural variation along the surface of the product can affect nominal values.

**CE**  
20

EN 14041:2004 (DOP 2017/Korlok/EN/02)  
Notified body 0493  
Floor coverings (internal)  
ISO 10874 Class 23/33  
Manufactured to EN 16511

**UK CA**  
21

BS EN 14041:2004 (DOP 2022/UKCA/6.5RC/01)  
Approved body 0321  
Floor coverings (internal)  
ISO 10874 Class 23/33  
Manufactured to EN 16511

Applies to Korlok



**CE**  
20

EN 14041:2004 (DOP 2020/PRC/EN/01)  
Notified body 0493  
Floor coverings (internal)  
ISO 10874 Class 23  
Manufactured to EN 16511

**UK CA**  
21

BS EN 14041:2004 (DOP 2021/UKCA/PRC/01)  
Approved body 0321  
Floor coverings (internal)  
ISO 10874 Class 23  
Manufactured to EN 16511

Applies to Palio Rigid



**CE**  
20

EN 14041:2004 (DOP 2017/PLL/EN/02)  
Notified body 0493  
Floor coverings (internal)  
ISO 10874 Class 23/33/42  
Manufactured to ISO 10582

**UK CA**  
21

BS EN 14041:2004 (DOP 2021/UKCA/PLL/01)  
Approved body 0321  
Floor coverings (internal)  
ISO 10874 Class 23/33/42  
Manufactured to ISO 10582

Applies to Palio LooseLay



Scan the QR code to access full technical data sheets

Palio Express by Karndean, Crab Apple Way, Vale Park, Evesham WR11 1GP

T: 01386 820 210 | From ROI +353(0)1760 4681 | [palioexpress.com](http://palioexpress.com)

FRONT COVER IMAGE: SALINA ■ PVPI61-SCB ■ LLLP161



## ORDER A **SAMPLE**

The best way to experience the look and feel of any of our Palio Express by Karndean ranges is to see them first hand. Our free sample service will help you narrow down your colour preference too.

Choosing a floor that fits with your style, theme and compliments your fabrics and furnishings is important. Order your free samples and we'll get them to you right away to help you decide.

To use our fast and convenient sample service visit [palioexpress.com](http://palioexpress.com) or call **01386 820210** to order a chip size sample.

## WHERE TO BUY?

Visit [palioexpress.com](http://palioexpress.com) to locate your nearest stockist or place your order.

Contact our Palio Express by Karndean team for more information or technical assistance on **01386 820210**.

# PALIO EXPRESS

by Karndean

**Palio Express by Karndean**

Crab Apple Way

Evesham

Worcestershire

WR11 1GP

T: 01386 820210

From ROI +353(0)1760 4681

[palioexpress.com](https://palioexpress.com)

